

# DUNA

---



arper

## Duna

A compliment that extends beyond the collection, Duna tables offer a sturdy surface in circular, ovoid and square shapes that rest upon a sleek, steel base for use at home or office.

Available in two heights (50, 74 cm - 29 1/8", 19 5/8") in round, oval and square tops of white MDF or laminate in a range of sizes. Base is available in shiny or satin-finish stainless steel with column in white lacquered steel. Large tops are also available with double bases suitable for conference room applications.

arper



### Designer

Lievore Altherr Molina, 2000

Lievore Altherr Molina was founded by Alberto Lievore, Jeannette Altherr and Manel Molina in 1990. Their humanist design approach is informed by the fundamental desire for pure, beautiful forms derived from the constraints of function, technology and context. Distinguished by a multi-disciplinary method that engages furniture, interior, product, and package design, their work has been globally exhibited and acknowledged. They are the recipients the prestigious National Design Award (1999) in Spain where they practice and teach extensively.

### Applications

- Home
- Cafeteria
- Restaurant
- Office
- Library
- Board room
- Conference
- Lounge
- Waiting room
- Break-out area
- Campus

T +39 0422 7918 F +39 0422 791800

www.arper.com

# Duna



**arper**

T +39 0422 7918 F +39 0422 791800

[www.arper.com](http://www.arper.com)



1



2

- 1 Art. D092  
Double pedestal base in shiny stainless steel  
& oval MDF top
- 2 Art. D084, Art. D089, Art. D083, Art. D088  
Pedestal base in shiny stainless steel  
& round, square, and oval MDF tops.

Type

Duna



1



2



3

Table

- 1 h 50
- 2 h 74
- 3 h 74

arper

T +39 0422 7918 F +39 0422 791800

www.arper.com

# Finishes


# Duna




1




2



3



4



5



6



7

arper

Steel frame base

- 1 Shiny stainless steel
- 2 Brushed stainless steel

Coloumn Steel frame base

- 3 White lacquered glossy

Top embossed MDF

- 4 White

Top laminate

- 5 White
- 6 Grey
- 7 Black



1

1 Cable grommet

arper

## Step by step guide

---

**Step 1**      **Pick a height.**

---

**Step 2**      **Pick a top shape.**

---

**Step 3**      **Pick a base shape.**  
**Then select dimensions for your table.**

---

**Step 4**      **Take a finish for your base.**

---